



The Federal Contaminated Sites Action Plan and Canada's Economic Action Plan

Overview and Progress

RemTech 2009

Presented by
Hugo Gherbavaz
Contaminated Sites Division
Environment Canada





Overview

- Federal Contaminated Sites
- The FCSAP Program
- Canada's Economic Action Plan (CEAP)
- Details of funding available 09/10 and 10/11
- Progress To Date
- Key Program Accomplishments
- Program Challenges
- Next Steps





Federal Contaminated Sites in Canada

- Sites on lands owned/leased by the GoC, or on non-federal lands where GoC has accepted responsibility for the contamination
- Result of practices prior to 1998
- Sites on the public inventory (FCSI)
 - 4,200 sites in 2002 → 19,926 sites (Sept 2009)
- Currently:
 - 12,722 sites suspected
 - 3,869 Class 1 and 2 (high or medium priority for action)

80% of sites with known liabilities are less than \$250K
8.8% of sites with known liabilities are over \$1 million
37 sites represent a total liability of \$2 billion





Federal Contaminated Sites

Regional Distribution of Federal Contaminated Sites

Region	Number of Sites on public Inventory (FCSI)	% of current financial liability
Atlantic	4713	7.5%
Quebec	2072	2.8%
Ontario	3960	19.1%
Prairies	3140	2.3%
British Columbia	4110	7.1%
Territories	1886	61.2%





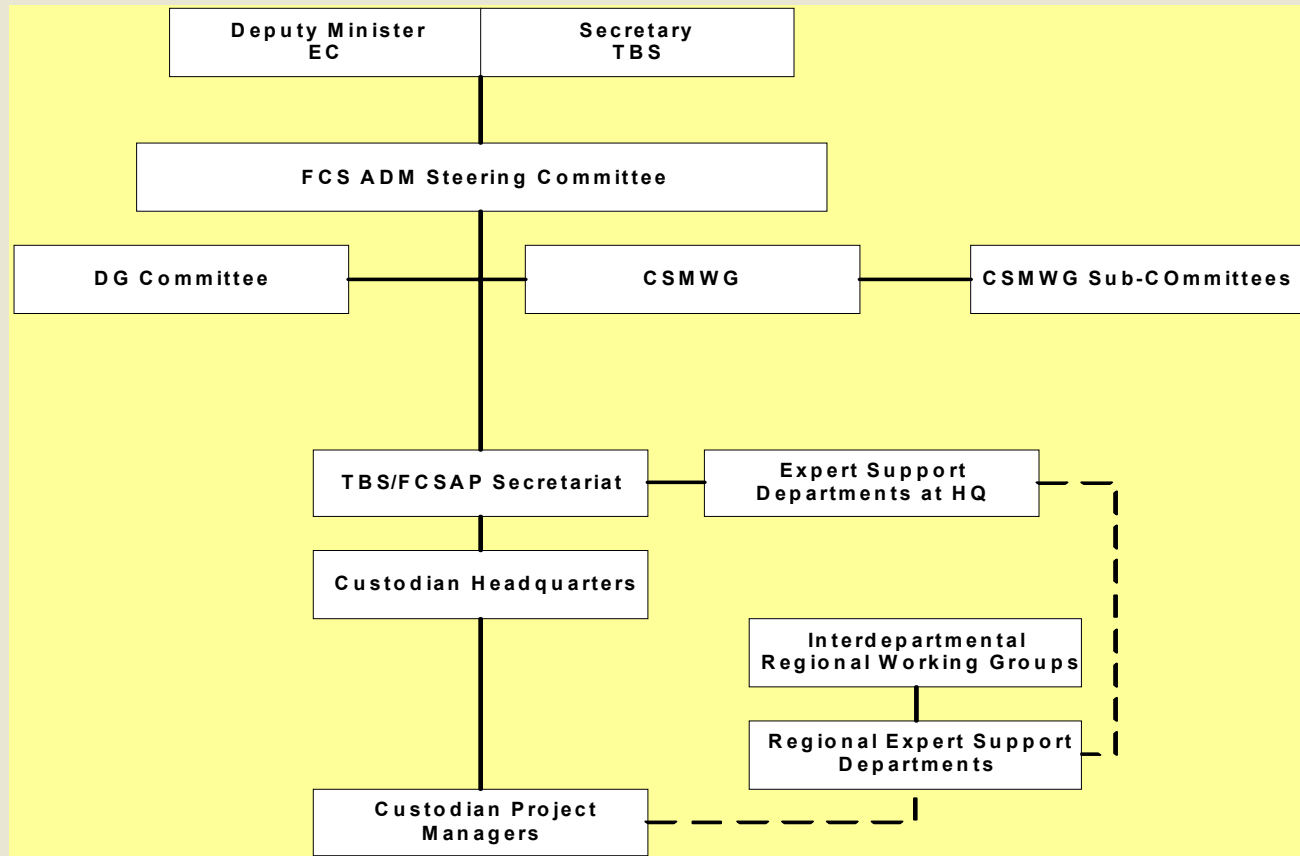
The Federal Contaminated Sites Action Plan (FCSAP)

- \$3.5 billion, 15-year program established in 2005
 - Program funding tied to recorded financial liabilities
- Reduce and manage risks to human health and the environment
 - Priority to those posing higher human health and/or ecological risk
- Manage federal financial liabilities
 - Goal is to reduce reported liabilities in Public Accounts over the life of the program
- Secondary benefits
 - employment, training, technology advancement and innovation





Governance Model





Canada's Economic Action Plan

- \$80.5M in new funding to accelerate assessment activities and program management;
- \$165M to accelerate remediation / risk management activities of the current program.





Federal Contaminated Sites



Details of Funding for 2009/10 and 2010/11

Current FCSAP Program

	2009/10	2010/11
Assessment	\$33M	\$24M
Remediation/Risk management	\$218M	\$244M

Canada's Economic Action Plan

	2009/10	2010/11
Assessment	\$30M	\$20M
Remediation/Risk management	\$64M	\$101M

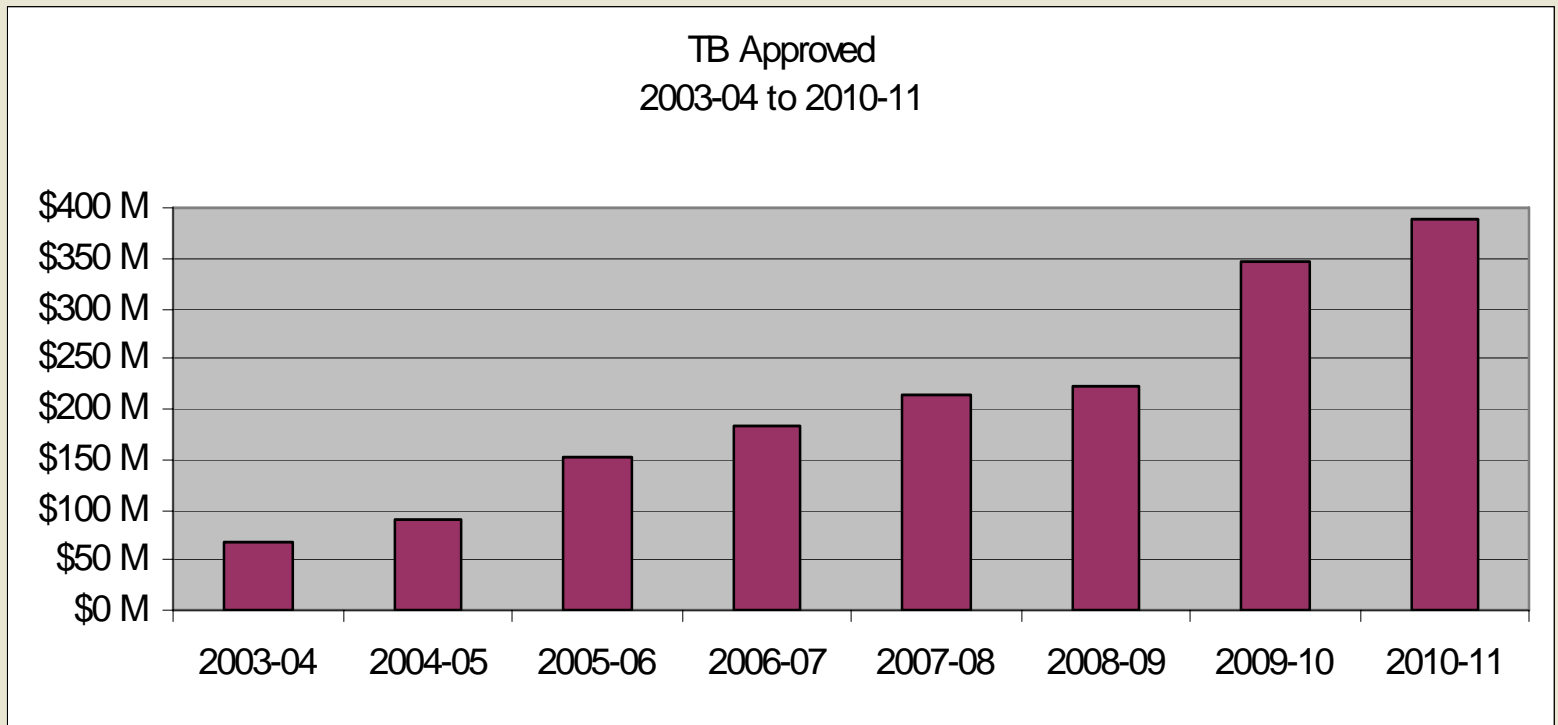




Federal Contaminated Sites

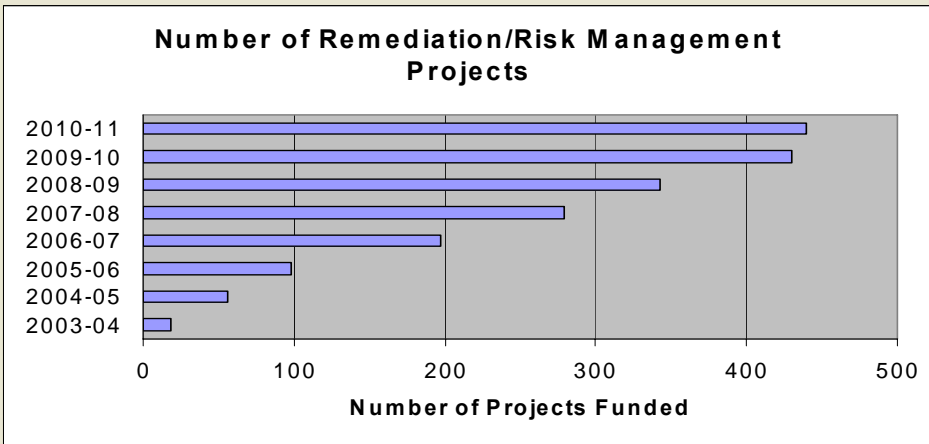


Total Funding Allocated to Date



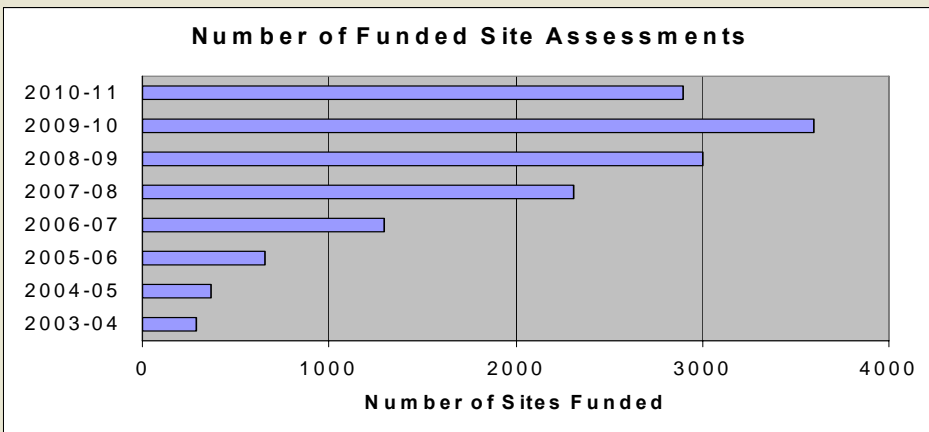


Approved projects



Priority Projects and Sites

- FY 10/11 444 Projects (821 sites)
- FY 09/10 445 Projects (888 sites)
- FY 08/09 343 Projects (742 sites)
- FY 07/08 279 Projects (524 sites)
- FY 06/07 197 Projects (370 sites)
- FY 05/06 98 Projects (141 sites)
- FY 04/05 56 Projects (87 sites)
- FY 03/04 18 Projects (27 sites)



• Note: Not all assessment projects lead to priority projects



Implementation progress - Canada's Economic Action Plan

- Third Parliament report released Sept 29
- Projects
 - Nearly all of the \$92 million in 2009-10 funding committed
 - Departments have selected 127 projects for accelerated remediation and will conduct 1,279 site assessments this year.

- Information reported on Public CEAP website

<http://www.actionplan.gc.ca/initiatives/eng/index.asp?initiativeID=25&mode=3>





Federal Contaminated Sites

Plans for 2009/10

	Project Type	
	Assessment	Remediation/ Risk Management
New Projects	1350	142
Existing Projects	550	303
Total Projects	1900	445
Funding	\$63 M	\$282 M



Government
of Canada

Gouvernement
du Canada

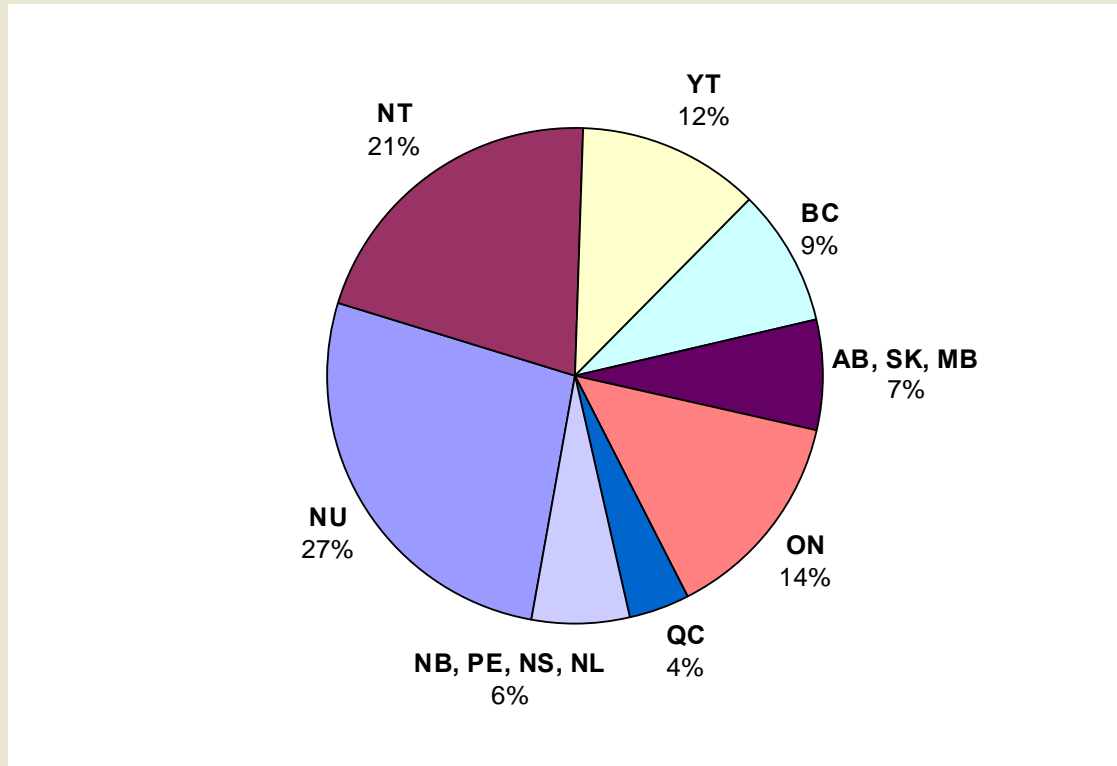
Canada 



Federal Contaminated Sites



2009/10 Distribution of Funding



Atlantic	6%
Quebec	4%
Ontario	14%
Prairies	7%
BC	9%
The North	60%



Government of Canada

Gouvernement du Canada

Canada



Federal Contaminated Sites

Plans for 2010/11

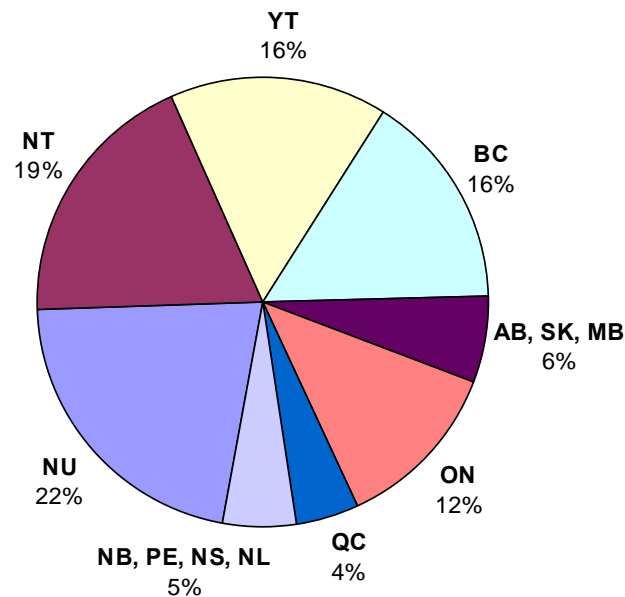
	Project Type	
	Assessment	Remediation/ Risk Management
New Projects	1275	217
Existing Projects	275	227
Total Projects	1550	444
Funding	\$44 M	\$345 M





Federal Contaminated Sites

2010/11 Expected Distribution of Funding



Atlantic	5%
Quebec	4%
Ontario	12%
Prairies	6%
BC	16%
The North	57%



Government
of Canada


Gouvernement
du Canada

Canada



Key Program Accomplishments to Date

- Program development / implementation
 - 4,300 assessment projects completed since 03/04
 - 325 projects at 700 sites currently underway
 - 120 priority projects completed
 - Total project cost since 2003 \$802 M, of which the FCSAP program contributed \$631M
- Program evaluation completed in 2008
 - Recommendations identified
- Training, Guidance, Procedures, Tools
- Continually implementing Program improvements/streamlining
- Communication products
 - brochures, fact sheets, bookmarks and web portal etc.
 - <http://www.federalcontaminatedsites.gc.ca/index-eng.aspx>





Program Challenges

- Measuring success
 - Liability decreases through remediation but progress on assessment often results in an increase in liability – small net effect
 - Measuring risk reduction is complex
 - Site remediation/risk management not a linear process – constant evolution of science and knowledge





Next Steps

- Continue implementation
 - Canada's Economic Action Plan
 - FCSAP program
- Continue to develop strategies to address program challenges
 - Identify program efficiencies/streamlining
 - Develop consistent tools to demonstrate results, progress and performance
 - Reporting
 - Advance science
 - Training





Thank-you Questions?

Contact information:

Hugo Gherbavaz

Environmental Program Officer

Environment Canada

Contaminated Sites

Gatineau, Qc

Telephone: 819-953-9563

E-mail: hugo.gherbavaz@ec.gc.ca

